



# SUBARU EH-72 THROTTLE BODY ADJUSTMENTS




IF ENGINE IS RUNNING ROUGH:  
REMOVE AIR CLEANER COVER  
INSPECT GOVERNOR ARM AND SPRINGS  
MAKE SURE GOVERNOR ARM MOVES FREELY  
AND SPRINGS ARE NOT BOUND UP.

MAKE SURE GAS PRESSURE IS CORRECT:  
NAT. GAS = 7" W.C.  
LP GAS = 11" W.C.



ADJUST THE THROTTLE STOP SCREW (A) SO THE ARM MAKES CONTACT. IF THIS DOES NOT LIMIT THE ARM POSITION THEN THE GOVERNOR WOULD BE ALLOWED TO OVERSHOOT.



IF THE ENGINE IS NOT RUNNING AT PROPER SPEED (62HZ AT NO LOAD), THEN ANOTHER ADJUSTMENT WILL BE NEEDED. LOOSEN THE LOCK NUTS (B,C) AND TURN THE ADJUSTMENT SCREW. CW TO INCREASE SPEED OR CCW TO DECREASE SPEED. ONCE THE ENGINE IS RUNNING AT 62HZ AT NO LOAD, THEN TIGHTEN THE LOCK NUTS (C) AND THEN (B).

After all adjustments, make sure to test the system with all panels on & load applied to make sure everything is operating properly. Once everything is operating properly apply loctite to threads.